


FIGURE DRAWING SECRETS

(Preview Torso Section)

BY VICTOR PERARD

Art Instructor Traphagen Art School, New York City.
Lecturer on Anatomy, formerly Art Instructor Cooper Union, New York City.
Graduate Ecole des Beaux-Arts, Paris, the National Academy of Design and Art
Students' League, New York City—Painter and Illustrator.



www.FigureDrawingSecrets.com

PUBLISHER'S INTRODUCTION

Now you can stop drawing and painting figures the hard way. [Figure Drawing Secrets](http://www.FigureDrawingSecrets.com) is the long-lost manuscript with over 1016 detailed illustrations of the bones, face, head, torso, legs, hands, and feet – covering every aspect of anatomy for the artist.

After studying this work by acclaimed artist and illustrator, Victor Perard, you can draw people and figures perfectly in any positional – without a model.

Perard's work is the secret resource many top artists used to perfect their drawing and painting of the human figure and now it's yours to use and benefit from. This is the quickest and easiest way to truly learn figure drawing. Inside each section you have absolutely everything any artist would need.

This tiny preview should give you the assurance this is a work you need to have at your side.



“...Superb drawings, excellent diagrams – VERY thorough. I give this one very high marks.”

- Terry Beatty, acclaimed inker of DC Comics' animated style Batman® series, 'Ms. Tree' (the longest-running private eye series in comic books), Mickey Spillane's 'Mike Danger' and 'Johnny Dynamite', among many others. (TerryBeatty.com)



“An excellent resource for nearly any artist. This is much better than anything I've seen coming out today. With Perard's work you can actually get a sense for the whole human figure. I really like the way there are so many poses, angles and positions illustrated. You can use this material again and again as a reference anytime you need. I highly recommend it.”

- Daniel Nie, Germantown, MD, full time artist and recipient of the Sam Ragan Fine Arts Award with his artwork extensively displayed in the U.S., Europe and Canada.

www.FigureDrawingSecrets.com

Copyright 2003 – Silvertree Publications



PREFACE

The purpose of this book is to present in a simple and direct manner the subject of anatomy as it is applied to Art. As little text as possible has been used, and much dependence has been placed on pictorial representations because the latter are a more direct means of impressing the artist with construction and form. For this reason this work has been copiously illustrated, often showing various views of the same structures and actions.

To the beginner the study of anatomy is too often dull, prosaic and difficult and this is due, in large part, to the fact that many text books on the subject contain insufficient descriptive drawings. Even though the student plows through many pages of text, he often fails to visualize the subject properly. Therefore it has been endeavored to substitute illustrations for descriptive text whenever practical. The drawings have been arranged in groups for the purpose of comparison, and in this way the eye becomes accustomed to observe much which otherwise might escape attention.

To express outward form correctly requires a knowledge of the internal structure, that is, of the bones which compose the framework and define its proportions and of the muscles and tendons which direct its action.

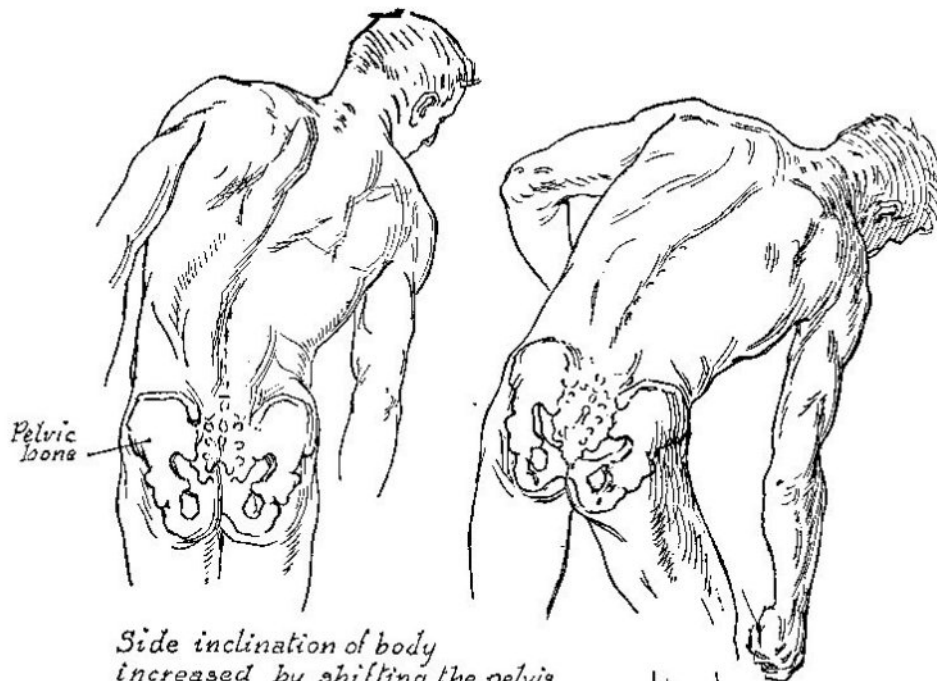
Every figure artist finds sooner or later, as he advances in his artistic career, that his work needs strengthening through a well grounded knowledge of anatomy. The great masters of the past realized this and their grasp on the fundamentals of anatomy is reflected not only in their finished works, but in such of their preliminary sketches as are still preserved.

The ability to construct figures correctly from the imagination rather than to depend entirely on models is a distinct aid to the draftsman and to the sculptor. The student of anatomy should therefore test his skill by making memory drawings and by applying his knowledge to compositions of his own fancy.

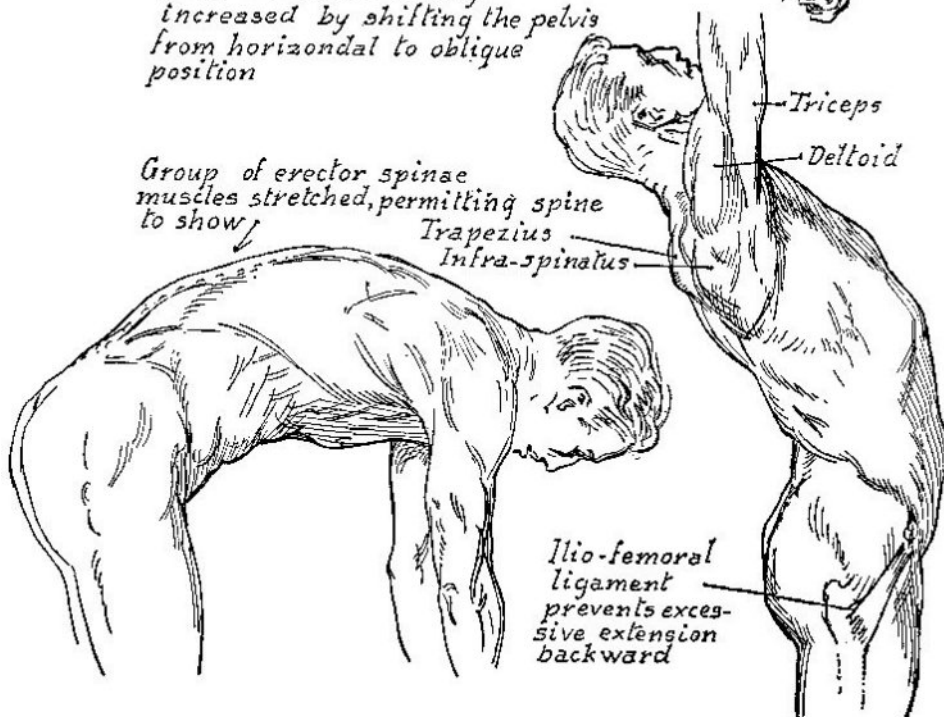
When working from living models, the artist will find that his knowledge of anatomy will enable him to analyze and interpret the forms before him in a more understanding way than he could without such information. It will develop in him greater powers of observation. An understanding of anatomy is an instrument in the mechanics of Art: a means to be

employed to assist but never allowed to dominate. The artist must learn properly to evaluate his anatomical information and to know the part it is to play in the development of his art. The studies he makes will then be done more intelligently and with better draftsmanship as an inevitable result.

VICTOR PERARD



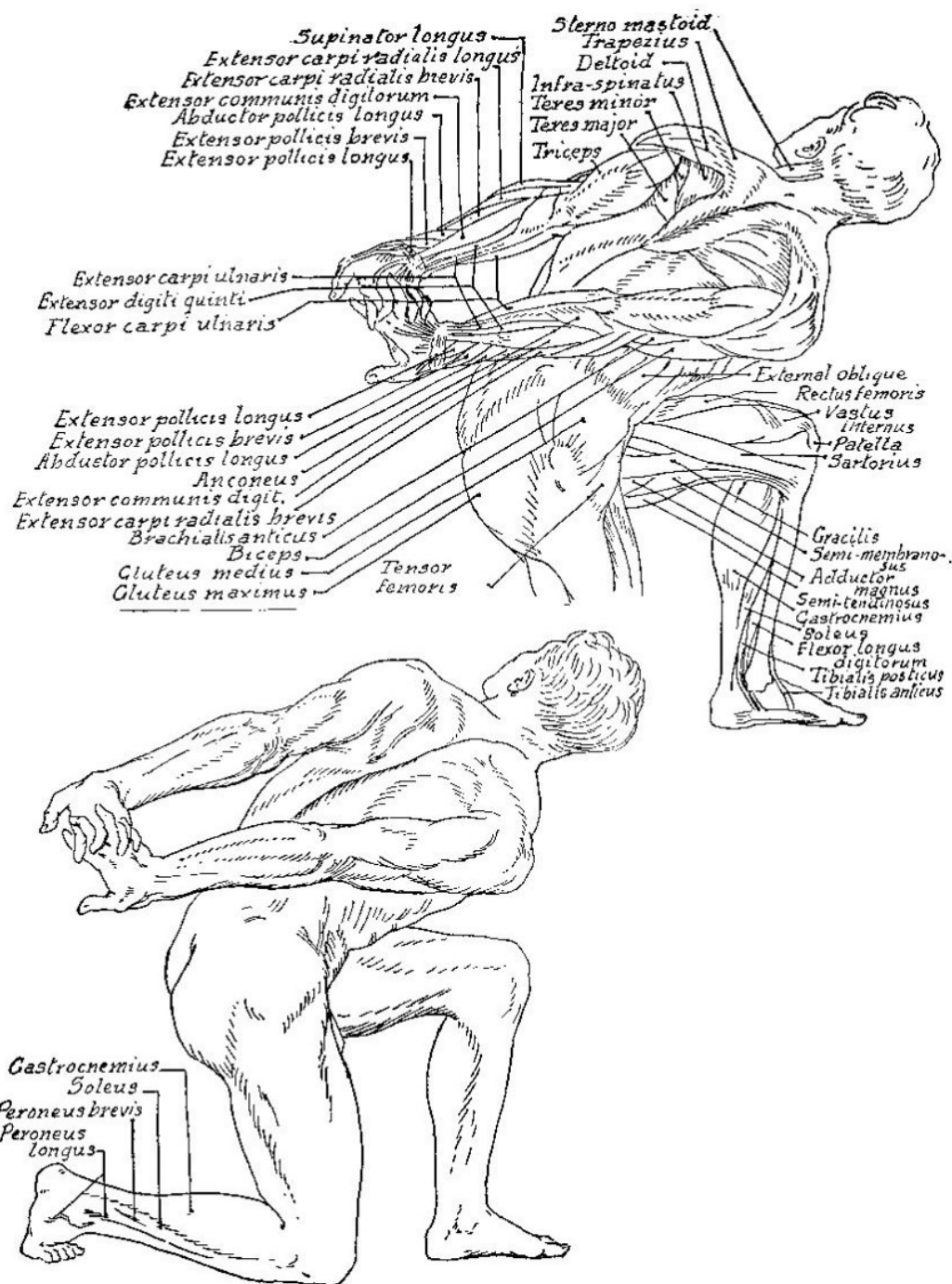
*Side inclination of body
increased by shifting the pelvis
from horizontal to oblique
position*



*Group of erector spinae
muscles stretched, permitting spine
to show*

*Trapezius
Infra-spinatus*

*Ilio-femoral
ligament
prevents exces-
sive extension
backward*



Stop drawing and painting figures the hard way!...

“At Last! You Can Draw People and Figures Perfectly In Any Position...Without a Model”

Long-Lost Manuscript Resurfaces With Over 1016 Detailed Illustrations Of the Bones, Face, Head, Torso, Legs, Hands, and Feet – Covering Every Aspect of Anatomy For the Artist

Dear Artist,

Let's face it, drawing people and the human body is tough!

There's no doubt, it's probably the most difficult lesson for any artist to learn. Too often the study of anatomy is dull and boring so mastering the human figure isn't even an option. Frankly, figure drawing is the only subject you can't fake.

Of course, some people will tell you can do fine without an understanding of human anatomy. **WRONG!** Just take a look at their drawings and judge for yourself. Their 'mushy-soft' forms are an instant giveaway.

However, the big problem is most books on the subject are filled with boring description after description but not enough actual illustrations and clear drawings. You practically had to be a brain surgeon to figure it out.

Sound at all familiar?

But now there's good news!...

Recently a long-lost manuscript by highly acclaimed artist and illustrator, Victor Perard, has been re-discovered. Perard's work is the secret resource many top artists used to perfect their drawing and painting of the human figure.

Now you can discover...

The Right (and the Wrong) Way to Learn Figure Drawing

This newly released work called "[Figure Drawing Secrets](#)" by Victor Perard is the quickest and easiest way to learn figure drawing. Inside this magnificent **work you'll get over 1016 detailed illustrations of the human body in perspective, from different angles, both in still poses and in movement.** Absolutely everything any artist would need.

[Click Here to Find Out More](#)